



Type 100

At first and second maintenance jobs
then every 15 000 km /10 000 miles

**Visual Inspection**


- Check sealing of the connections to the suction pipe (4) on the reservoir and on the high pressure pump (9), connections to the pressure line (10) on the pump and on the pressure reservoir as well as the connections to the line (11) between pressure reservoir and pipe network.



Note: Up to chassis-end no. 000 367 spherical pressure reservoirs and from chassis-end no. 000 368 piston pressure reservoirs have been installed.

The arrangement of the pipe connections is, however, principally the same.

Version with spherical pressure reservoir



Version with piston pressure reservoir